


# Planning

- Record your key ideas in words.
- Get your ideas down fast.
- Plans don't always look the same.



© Erin Beattie 2013

# Composing

- Use your plan to help you write.
- Organise your ideas into sentences.
- Get your ideas down quickly but carefully.




© Erin Beattie 2013

EmilyE

Adapted by Emily Moisy 2017

# Revising

- Read and check.
- Make changes and fix your writing so it makes sense.
- Add or change words or sentences to make your writing more interesting. You can use a thesaurus.



© Erin Beattie 2013

EmilyE

Adapted by Emily Moisy 2017

# Editing

- Read and check.
- Fix your spelling attempts using the word wall or the dictionary. Words must be spelled correctly.
- Fix your punctuation. All sentences start with a capital. Other punctuation is needed.



© Erin Beattie 2013

# Peer Check

- Share your writing. It must be easy to read and make sense.
- It should be interesting or informative or persuasive.
- Ask for any feedback.



© Erin Beattie 2013

EmilyE

Adapted by Emily Moisy 2017

# Publishing


- Rewrite it neatly and clearly, without mistakes.
- Now it is easy to read and can be enjoyed by others.



© Erin Beattie 2013

EmilyE  
Adapted by Emily Moisy 2017

# The Writing Process



© Erin Beattie 2013

Emily

Adapted by Emily Moisy 2017

